



Setting the Standard in Gas Safety™



Gas Connector Systems and Accessories



OneFlow® Scale Control Systems



PowerForce™ Commercial Faucets



Grease Interceptors

Catalog Prices Effective May 1, 2012

Serving the Foodservice Market

When it comes to Gas, no one understands the needs of the foodservice market better than Dormont Manufacturing Company. Dormont designed and introduced the first moveable grade gas appliance connector over 25 years ago and has been serving the foodservice market as a premier manufacturer ever since. Additionally, Dormont has more than 50 years of experience serving the residential and commercial markets and has produced more than 100,000,000 gas connectors for global use.

Since introducing the original moveable connector, Dormont has continued to innovate and expand their gas product offering to what it is today; a complete family of gas connection products designed with the safety of your kitchen, the food you serve, your employees and your business in mind. Included in this family of products is The Dormont Blue Hose™ which is the most recognized gas connector in the industry for its high quality and safety fitting options.

Dormont's overall strategy for the foodservice market has been to ensure that "Behind every piece of gas cooking equipment is a high quality, code compliant gas connector designed to provide maximum operation, mobility, cleanliness and safety for your equipment and kitchen." It is this philosophy that continues to drive Dormont to produce and offer the highest quality products to the foodservice market.

Foodservice Experience Meets Water Intelligence

In 2005, Dormont was acquired by Watts Water Technologies, Inc., a world leader in the manufacture of innovative products to control the efficiency, safety, and quality of water within residential, commercial, and institutional applications. This transition has allowed Dormont to leverage their knowledge of the needs of the foodservice market with Watts' extensive knowledge of water technologies. The result of this partnership is the introduction of a family of water products geared specifically towards the foodservice market. Some of these new products to date have included grease interceptors and scale control systems.

Going forward, Dormont will continue to collaborate with Watts to develop additional water products to serve the demanding needs of the foodservice market today.



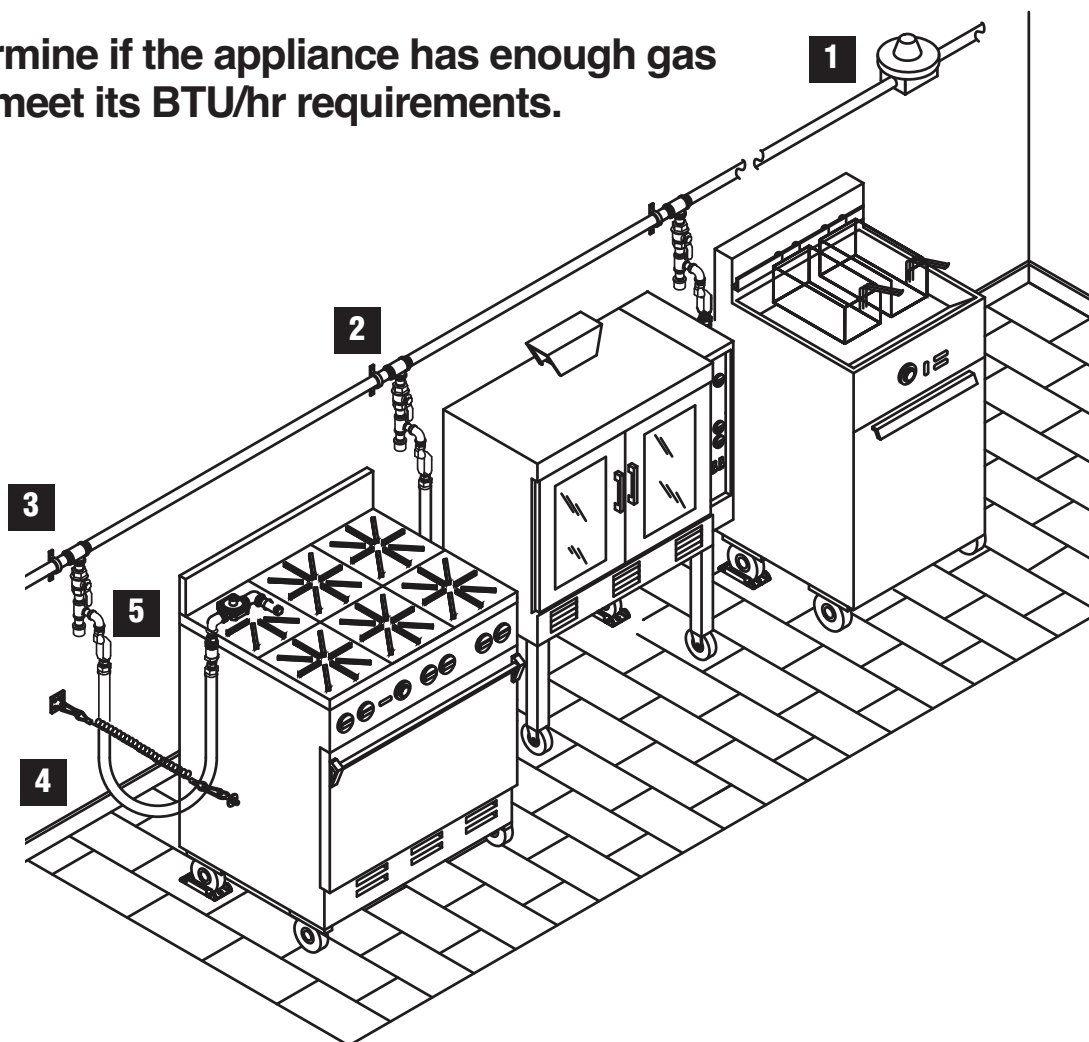
Gas Connection Products	2	Water Connection Products	18
Understanding Gas Line Pressure and Flow Capacity	3	Swirl Hoses	19
BTU Flow Capacity	4	Water & Steam Connectors	20-21
What is The Dormont Safety System™?	5-6	Ice Maker Installation Kits	21
The Dormont Blue Hose®	7	PowerForce™ Commercial Pre-Rinses	22
Gas Connector Selection Guide	8	PowerForce Commercial Faucets & Drains	23
SnapFast® Quick-Disconnect Kits & Assemblies	9	Grease Interceptors	24-25
Swivel Max® Kits & Fittings	10	OneFlow® Scale Control Systems	26-27
Safety Quik® Deluxe Kits & Quick-Disconnect Valves	11		
Safety-Set™ Wheel Placement System	12		
“Build Your Own” Gas Connection Assemblies	13-15		
Stationary Gas Connectors	16		
Gas Regulators	16		
Countertop Gas Appliance Connector	17		
Fittings, Valves, Restraining Cables & Accessories	17		
Dormont Terms and Conditions	28		
Industry Affiliations	29		
Point of Purchase Displays	29		

For a complete listing of products and specifications, visit www.dormont.com

Dormont Gas Products



How to determine if the appliance has enough gas pressure to meet its BTU/hr requirements.



Gas flow (BTU/hr) and gas line pressure (wc) must be considered together to understand if a gas appliance will have enough gas pressure at its inlet to meet its BTU/hr rating.

Below is an illustration of a typical commercial kitchen. The numbers in the boxes represent examples of how gas connectors are properly sized for the gas appliance.

1. A main-line supply regulator may be located in the kitchen or in a service room which supplies all the gas appliances in the kitchen. Most National and Local Plumbing codes recommend that the regulator pressure be set between 6" to 8"wc for natural gas and 8" to 11"wc for LP gas. Some older metropolitan areas may have service pressures which are lower than the recommended minimums. In this example, we will use 7"wc natural gas.

2. Some pressure loss due to friction will occur in the main gas line before reaching the gas connector inlet. If the gas pipe diameter has been sized correctly, this pressure loss will be less than 0.5"wc at the furthest gas appliance from the supply regulator with all gas appliances on.

3. The inlet pressure to the gas connector will be less than the supply pressure due to the pressure loss in the gas piping between the supply regulator (1) and the connector inlet (3). In our example of a supply pressure of 7"wc with less than 0.5"wc pressure loss, the inlet pressure at point (3) would be greater than 6.5"wc. (i.e. $7'' - 0.5'' = 6.5''$ wc).

4. On page 4, our BTU flow capacities are measured at 0.5"wc or less pressure drop between the inlet (3) and outlet (5) at the maximum BTU/hr demand of the gas appliance. In our example of a 6.5"wc inlet pressure, the outlet pressure to the gas appliance would then be 6"wc (i.e. $6.5'' - 0.5'' = 6''$ wc).

In cases where upstream piping is undersized or where gas supply pressures are abnormally low, sizing the gas connector for at most 0.5"wc of pressure loss helps to insure that the gas appliance inlet pressure and its BTU/hr rating are met.

5. Most gas appliances require a minimum of 5"wc inlet pressure for proper operation. Inlet pressure requirements are typically listed on the gas appliance specifications label along with the BTU/hr rating. In our example of a commercial kitchen with 7"wc of natural gas pressure at the main supply regulator, the final pressure at the inlet to the gas appliance would be 6"wc (i.e., $7'' - 0.5'' - 0.5'' = 6''$ wc).

BTU Flow Capacities

Dormont gas connectors are design certified for a maximum operating pressure of 0.5 psig. Minimum required BTU capacities for gas connectors (B & BP models) are defined by ANSI Z21.69/CSA 6.16. Flow capacities for connector assemblies exclude manual shut-off valves. BTU capacities decrease when the length of the connector increases.

Flow rating BTU 0.64 SP.GR @ 0.5 IN. W C Pressure Drop

Safety System Moveable Gas Connectors

Part #	Inside Dia.	12"	24"	36"	48"	60"	72"
1650B, 1650BP	1/2"	152,000	150,000	120,000	106,000	93,000	87,000
1650BQ, BPQ, BPCF		98,000	87,000	77,000	68,000	60,000	55,000
1675B, 1675BP	3/4"	326,000	291,000	256,000	225,000	198,000	175,000
1675BQ, BPQ, BPCF		260,000	232,000	218,000	180,000	158,000	139,000
16100B, 16100BP	1"	652,000	582,000	512,000	451,000	397,000	350,000
16100BQ, BPQ, BPCF		425,000	414,000	379,000	334,000	294,000	279,000
16125B, 16125BP	1-1/4"	1,204,000	1,075,000	946,000	833,000	733,000	645,000
16125BQ, BPQ		783,000	699,000	615,000	541,000	476,000	419,000

Safety System Moveable Gas Connectors with Safety Quik and Swivel Max Fittings

Part #	Inside Dia.	12"	24"	36"	48"	60"	72"
1650BPQS, BPCFS	1/2"	92,000	81,000	72,000	63,000	56,000	51,000
1650BPQ2S, BPCF2S		88,000	77,000	69,000	60,000	54,000	48,000
1675BPQS, BPCFS	3/4"	242,000	216,000	203,000	167,000	147,000	130,000
1675BPQ2S, BPCF2S		230,000	205,000	193,000	160,000	140,000	124,000
16100BPQS, BPCFS	1"	396,000	385,000	353,000	310,000	274,000	260,000
16100BPQ2S, BPCF2S		377,000	366,000	336,000	295,000	261,000	247,000
16125BPQS	1-1/4"	556,000	535,000	491,000	482,000	463,000	460,000
16125BPQ2S		482,000	472,000	461,000	449,000	441,000	440,000

Stationary Gas Connectors

Part #	Inside Dia.	12"	24"	36"	48"	60"	72"
1650NPFS	1/2"	152,000	150,000	120,000	106,000	93,000	86,000
1675NPFS	3/4"	326,000	291,000	256,000	225,000	198,000	175,000
16100NPFS	1"	652,000	582,000	512,000	451,000	397,000	350,000
16125NPFS	1-1/4"	1,204,000	1,075,000	946,000	833,000	733,000	645,000

Swivel Max Fitting

Part #	Inside Dia.	BTU Rating
SM50	1/2"	190,000
SM75	3/4"	229,000
SM100	1"	457,000
SM125	1-1/4"	1,101,000

Safety Quik QDV Fitting

Part #	Inside Dia.	BTU Rating
CF-50	1/2"	111,000
CF-75	3/4"	237,000
CF-100	1"	360,000

What is the Dormont® Safety System™?

The Dormont Safety System is the first and only complete gas equipment connection system specifically engineered for the commercial kitchen. It is a complete system of connection products designed with the safety of your kitchen, the food you serve, your employees, and your business in mind. The Safety System includes the famous Dormont Blue Hose®, the Safety-Set™ equipment placement system and our exclusive safety-based fittings - the SnapFast® QD, the Safety Quik® QDV, and the Swivel Max®. Safe, unique, and affordable, the Dormont Safety System provides peace of mind for the gas connections in your commercial kitchen. Isn't the safety, cleanliness, and productivity of your business worth getting the right connection? All gas connectors are not created equal; demand the Dormont difference.



The Dormont Blue Hose®

The heart of the Safety System is the Dormont Blue Hose, specifically engineered for commercial cooking equipment that can be moved for cleaning. The Blue Hose includes an ANTIMICROBIAL PROTECTIVE PVC COATING, and our STRESS GUARD® TECHNOLOGY which makes the hose easier to install and dramatically reduces stress on the hose at its most vulnerable points.



SnapFast®

SnapFast is the only one-handed quick-disconnect (QD) design-certified by CSA for commercial gas cooking equipment. This makes your equipment easier and less expensive to service and move for cleaning purposes by avoiding awkward maneuvering in tight spaces. Includes thermal shut-off.



Swivel Max®

Swivel Max with patented 360° multi-plane movement, provides maximum movement and mobility in commercial gas equipment.

Swivel Max maximizes space in the production area by enabling the equipment to be closer to the wall and decreases stress on the connector creating a SAFER gas connection for your caster-mounted equipment.

Safety-Set™

Safety-Set is an equipment placement system designed for all caster-mounted commercial kitchen equipment. Safety-Set ensures equipment is returned to its precise design specified location under the fire suppression and ventilation systems consistently after removal for cleaning or maintenance.



Safety Quik®

The Safety Quik is a quick-disconnect protection valve that combines the one-handed QD functionality of the SnapFast with a patented safety feature that protects you and your business from a potential disaster. Safety Quik prevents users from accidentally turning on the gas while the appliance is not connected to the supply line. It also prevents the hose from being disconnected whenever gas is flowing. Includes thermal shut-off.



We guarantee our commercial gas connectors for the life of the original appliance to which it is connected.

Safety
System™

Equipment mobility is essential in commercial kitchens.

The Dormont moveable gas connector provides superior benefits over traditional stationary, curb-mounted or hard pipe installations. With the proper assembly of the Dormont Blue Hose and exclusive safety-based fittings, we not only make moving heavy cooking equipment fast and easy, but we also offer numerous other benefits...

Improved sanitation

To combat the abundance of grease and dirt in the kitchen environment, regular cleaning is imperative. Caster-mounted equipment is easier to move for routine cleaning, therefore improving overall kitchen sanitation. Further, the antimicrobial coating will help protect the gas connector from the growth of mildew and mold.

Reduced fire hazards

Minimize grease and dirt build-up behind the equipment through regular cleaning to ultimately reduce fire hazards in a commercial kitchen. Health inspectors and fire marshals will attest to the need for regular cleaning for both fire protection and sanitation purposes.

Increased service life


Our Stress Guard Technology® can significantly increase the service life of your gas connector by reducing the stress on the ends of the Blue Hose. Furthermore, utilizing the Swivel Max multi-plane fitting gives equipment increases flexibility of movement while further increasing the service life of the gas connector – saving you money.

Decreased labor costs

A Dormont one-handed quick disconnect gas connector allows for fast and simple equipment installation, cleaning and servicing. Without having to contend with cumbersome hard pipe, a service technician's labor time can be dramatically reduced – saving you money.

Conservation of space

Floor and hood space is critical real estate in any commercial kitchen. With the Swivel Max, you can make the best use of your space by moving cooking equipment closer to the wall without damaging the hose.



Safety System™

The Dormont Safety System, featuring the Blue Hose with Stress Guard Technology, antimicrobial coating and exclusive safety fittings, truly stands above all other gas connection products on the market.

The Dormont Blue Hose®

The Dormont Blue Hose is a commercial, moveable-grade gas connector designed for use with commercial kitchen equipment. Moveable equipment is defined in ANSI Standard Z21.69/CSA 6.16 as gas utilization equipment that may be mounted on casters or otherwise be subject to movement.



- Rotation technology (patent #6,724,815) reduces stress at both hose ends

EXCLUSIVE!

Antimicrobial PVC Coating

- Inhibits growth of bacteria, mold and mildew on the gas connector


EXCLUSIVE!

Stainless Steel Construction

- Heavy-duty, flexible, corrugated 304 stainless steel tubing

Stainless Steel Braid

- Tight-weave braid prevents corrugations from stretching as equipment is moved



Safety System Replacement Connectors

Part #	Inside Dia.	24"	36"	48"	60"	72"
1650 BP	1/2"	\$117	\$128	\$144	\$175	\$200
1675 BP	3/4"	153	173	199	228	257
16100 BP	1"	175	194	228	269	309
16125 BP	1-1/4"	231	266	322	379	436

"BP" Series: Stainless steel corrugated hose, encased in stainless steel braid, covered with antimicrobial PVC coating.

**Quick Ship
24**

48" models are available for *Quick Ship*. See page 28 for details.



Add "BX" to the end of the part number to receive a 24", 36", or 48" gas connector in a display box.

An additional charge applies, please contact customer service.

Moveable Gas Connector Selection Guide

Safety System Deluxe Gas Connector Kits Include:




- Dormont Blue Hose gas connector with choice of exclusive Safety System fittings: Safety Quik™, SnapFast™ and Swivel Max™
- (1) Valve
- (2) Street Elbows
- (1) Restraining Cable

NOTE: Safety Quik is a quick-disconnect and valve combination fitting.

No additional valve will be shipped with a kit where Safety Quik (CF) has been specified.

For each Swivel Max (S) selected, one elbow will be removed from the kit.

Selecting a Dormont Safety System™ Deluxe Moveable Gas Connector Kit

16	Diameter	KIT	QD Device	Swivel Max™	Length (in)	Safety-Set™
16	Enter desired diameter of connector Example: 50 = 1/2" ID 75 = 3/4" ID 100 = 1" ID 125 = 1-1/4" ID	KIT Leave blank for SnapFast®	Enter Dormont QD fitting Example: CF = Safety Quik® (1/2", 3/4" & 1" only) 	Enter choice of swivels Example: S = Single swivel 2S = Double swivel  Leave blank for choice of NO swivel	Enter length of connector in inches Example: 24" 36" 48" 60" 72" (Most common sizes ordered: 36" & 48")	Enter PS to include Safety-Set™  Leave blank for choice of NO Safety-Set

IMPORTANT! Leave no spaces between final part number.

Sample part number: 1675KITCF2S48PS

(Deluxe 3/4" ID Kit with Safety Quik Quick-Disconnect and Double Swivel Max for a 48" Connector with Safety-Set)

Moveable connectors and kits are located on pages 7 – 15.

12" connectors are available by calling Customer Service.

Part Number Explanations

B = Braid

P = PVC Coated (with Antimicrobial Coating)

Q = Quick-Disconnect (SnapFast)






CF = Safety Quik Quick-Disconnect Valve

S = Swivel Max

R = Restraining Device & Hardware

PS = Placement system for equipment (Safety-Set)

Build Your Own Safety System Gas Connector Assembly

16	Diameter	Coated or Uncoated	QD Device	Swivel Max™	Restraining cable	Length (in)	Packaging	Safety-Set™
16	Enter desired diameter of connector Example: 50 = 1/2" ID 75 = 3/4" ID 100 = 1" ID 125 = 1-1/4" ID	Enter type of gas connector Example: BP = Braided & PVC coated B = Braided (uncoated)	Enter Dormont QD fitting Example: CF = Safety Quik® (1/2", 3/4" & 1" only)  Q = SnapFast® 	Enter choice of swivels Example: S = Single swivel 2S = Double swivel  Leave blank for choice of NO swivel	Enter R to order a restraining cable.  Leave blank for no restraining cable	Enter length of connector in inches Example: 24" 36" 48" 60" 72" (Most common sizes ordered: 36" & 48")	Enter packaging choice Example: BX= Box (For 24", 36" & 48" PVC coated connector only). Additional charge applies, contact customer service. Leave blank for choice of polybag	Enter PS to include Safety-Set™  Can only be added when ordering a restraining cable Leave blank for choice of NO Safety-Set

Sample part number: 1650BPCF2SR48

(1/2" ID Braided, Coated (PVC) 48" Gas Connector with Safety Quik, Double Swivel Max and a Restraining Cable.

SnapFast® Deluxe Gas Connector Kits and Quick-Disconnects



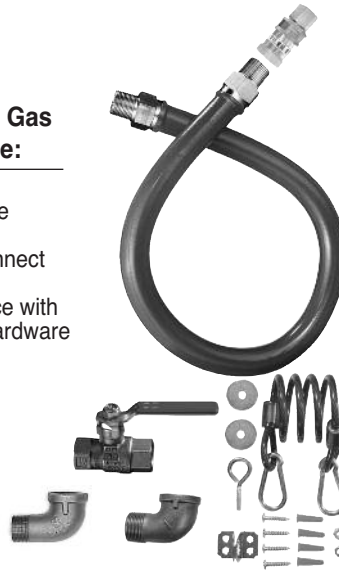
SnapFast®

The Dormont Safety-System Deluxe Gas Connector Kit is the number one choice in the foodservice industry for new equipment installations. Designed specifically for the commercial kitchen, the Deluxe Connection Kit contains all the components necessary for an National/International Fuel Gas Code compliant installation of moveable kitchen equipment.



Deluxe Safety System Gas Connector Kits Include:

- The Dormont Blue Hose
- SnapFast Quick-Disconnect
- Coiled restraining device with installation mounting hardware
- Full port gas ball valve
- (2) 90° street elbows



The shaded box areas indicate the most commonly purchased sizes.

Deluxe Safety System Gas Connector Kits

Part #	Inside Dia.	24"	36"	48"	60"	72"
1650KIT	1/2"	\$211	\$220	\$231	\$264	\$295
1675KIT	3/4"	284	293	315	362	390
16100KIT	1"	356	362	396	460	484
16125KIT	1-1/4"	542	584	642	708	771

60" & 72" kits are packaged in polybags.

Deluxe Safety System Gas Connector Kits with Safety-Set

Part #	Inside Dia.	24"	36"	48"	60"	72"
1650KIT__PS	1/2"	\$285	\$294	\$305	\$338	\$369
1675KIT__PS	3/4"	358	367	389	436	464
16100KIT__PS	1"	430	436	470	534	553
16125KIT__PS	1-1/4"	616	658	716	782	845

60" & 72" kits are packaged in polybags.

Enter connector length in __ spaces.

Quick Ship
24

3/4 x 48" models and quick-disconnects are available for **Quick Ship**. See page 28 for details.

Exclusive SnapFast Quick-Disconnect

Dormont makes connecting and disconnecting moveable/castered equipment easier and safer with the SnapFast quick-disconnect coupling. SnapFast is the only quick-disconnect coupling designed specifically for the needs of the foodservice industry.

To Connect: Because of its push-to-connect design feature, the coupling's components are joined quickly and easily by simply pushing them together until they snap into place. There's no need to hold or slide the operating ring.

To Disconnect: Push or pull back the operating ring, and the coupling will separate immediately. Gas flow will shut off as soon as the components are separated.

Thermal Shutoff Feature

The thermal shut-off is a polymer ring located inside the nipple (male) end of the quick-disconnect coupling. In temperatures higher than 350°F, the ring melts and the gas supply shuts off as the valve is closed by the heavy-duty spring in the coupling.

SnapFast Quick-Disconnect

Part #	Connector Series	Price
A50	1650 (1/2")	\$67
A75	1675 (3/4")	93
A100	16100 (1")	126
A125	16125 (1-1/4")	262

Includes nipple and coupling

NOTE: SnapFast is not for use in temperatures less than 32°F. For indoor use only.



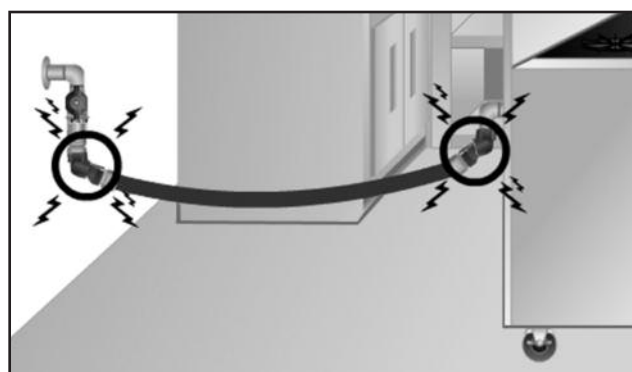
Quick-disconnect couplings are available packaged for display. Contact Dormont Customer Service.

Swivel Max® Deluxe Gas Connector Kits and Fittings



The Dormont Swivel Max 360° multi-plane rotation fitting is a patented, innovative device that increases the functionality and service life of the Dormont Safety System gas connector by increasing its range of motion. The Swivel Max enables easier movement of the caster-mounted appliances at angles, back-and-forth, and from side-to-side, while relieving stress at the ends of the hose. This helps increase the life of the connector. In addition, it provides more aisle space in a commercial kitchen by allowing the appliances to be positioned closer to the wall. Other "swivel" fittings, which only rotate in one plane, cannot match the patented functionality of the Dormont Swivel Max 360° rotation fitting.

For maximum equipment mobility, add a Swivel Max to BOTH ends of the connector.



Swivel Max relieves excess stress on the connector fittings

Deluxe Swivel Max Kits

The shaded box areas indicate the most commonly purchased sizes.

Safety System Gas Connector Kits with Double Swivel Max

Part #	Inside Dia.	24"	36"	48"	60"	72"
1650KIT2S	1/2"	\$372	\$379	\$397	\$434	\$465
1675KIT2S	3/4"	451	465	490	527	556
16100KIT2S	1"	631	654	687	748	794
16125KIT2S	1-1/4"	1038	1064	1133	1186	1243

Kits include: Safety System gas connector with 2 Swivel Max swivels, 1 SnapFast QD, 1 full port valve, a restraining cable & hardware.

60" & 72" kits are packaged in polybags.

Add PS to the end of the part number to include Safety-Set™ (additional list of \$74).

Safety System Gas Connector Kits with Single Swivel MAX

Part #	Inside Dia.	24"	36"	48"	60"	72"
1650KITS	1/2"	\$287	\$292	\$315	\$393	\$388
1675KITS	3/4"	368	377	407	444	475
16100KITS	1"	485	524	543	611	646
16125KITS	1-1/4"	835	868	893	953	1016

Kits include: Safety System gas connector with 1 Swivel Max, 1 SnapFast QD, 1 elbow, 1 full port valve a restraining cable & hardware.

60" & 72" kits are packaged in polybags.

Add PS to the end of the part number to include Safety-Set™ (additional list of \$74).

Unique Swivel MAX Movement Capabilities

- Allows increased movement at either end of the gas connector
- Provides full 360° multi-plane range of motion, greatly reducing the stress on the connector
- Increased movement at either end of the equipment
- Replaces rigid street elbows, common in most installations
- Results in safer connection with longer connector life



Swivel MAX can be added at any time, to either end of the hose.

NOTE: Swivel Max is not for use in temperatures less than 32°F

**Quick Ship
24**

3/4 x 48" models and Swivel MAX are available for **Quick Ship**.

See page 28 for details.

Swivel MAX 360° Multi-plane Rotation Fitting

Part #	Connector Series	Price
SM50	1/2" (3/4" Swivel Max with 1/2" threads)	\$93
SM75	3/4"	96
SM100	1"	155
SM125	1-1/4"	269



To include Safety-Set™, add PS to the end of the kit part number.

Additional list of \$74. See page 12 for details.

Swivel Max end fittings are available packaged for display. Contact Dormont Customer Service.



1-800-DORMONT • www.dormont.com

Safety Quik® Deluxe Gas Connector Kits and Safety Fittings



Safety Quik is, the first and only **Quick-Disconnect Valve** combination fitting designed for the foodservice industry to meet the safety and operational needs of commercial kitchens. Safety Quik does the work of both the quick-disconnect and the valve.

The Safety Quik QDV fitting, with its innovative safety-sleeve, incorporates added safety design features. With Safety Quik, the gas connector can not be disconnected until the gas valve is shut off, and can not be opened until the gas connector is attached.



Deluxe Safety Quik QDV Kits

The shaded box areas indicate the most commonly purchased sizes.

Safety System Gas Connector Kits with Safety Quik and Double Swivel Max						
Part #	Inside Dia.	24"	36"	48"	60"	72"
1650KITCF2S	1/2"	\$402	\$423	\$443	\$480	\$494
1675KITCF2S	3/4"	485	504	533	567	578
16100KITCF2S	1"	709	736	762	808	849

Kits Include: 1 Safety System Gas Connector, 1 Safety Quik quick-disconnect valve, 2 Swivel Max, Restraining Cable & Hardware

Add PS to the end of the part number to include Safety-Set™ (additional list of \$74).

60" & 72" kits are packaged in polybags.

Safety System Gas Connector Kits with Safety Quik and Single Swivel Max						
Part #	Inside Dia.	24"	36"	48"	60"	72"
1650KITCFS	1/2"	\$343	\$350	\$372	\$392	\$409
1675KITCFS	3/4"	408	426	457	490	519
16100KITCFS	1"	550	588	627	668	709

Kits Include: 1 Safety System Gas Connector, 1 Safety Quik quick-disconnect valve, 1 Swivel Max, 1 Elbow, Restraining Cable & Hardware

Add PS to the end of the part number to include Safety-Set™ (additional list of \$74).

60" & 72" kits are packaged in polybags.

Safety System Gas Connector Kits with Safety Quik						
Part #	Inside Dia.	24"	36"	48"	60"	72"
1650KITCF	1/2"	\$252	\$262	\$284	\$311	\$342
1675KITCF	3/4"	320	338	367	400	428
16100KITCF	1"	416	442	468	527	588

Kits Include: 1 Safety System Gas Connector, 1 Safety Quik quick-disconnect valve, 2 Elbows, Restraining Cable & Hardware

Add PS to the end of the part number to include Safety-Set™

60" & 72" kits are packaged in polybags.

NOTE: Safety Quik is not for use in temperatures less than 32°F

1-800-DORMONT • www.dormont.com



Safety Quik Product Specifications

- US Patent #5,383,492
- Material: Brass body construction, carbon steel safety-sleeve
- Quick-Disconnect: Flat-face, push-to-connect design
- Thermal Shut-off: Shuts off gas at temperatures in excess of 350°F
- Valve: Full port brass ball valve, CSA design certified
- Safety Sleeve: Built-in safety sleeve prevents incorrect use of gas connector and uncontrolled gas flow
- Safety Quik is always installed at the gas supply end of the connector

Safety Quik QDV Safety Fitting

Part #	Connector Series	Price
CF-50	1/2"	\$ 108
CF-75	3/4"	136
CF-100	1"	189

Not available in 1-1/4"



To include Safety-Set™, add PS to the end of the kit part number.

Additional list of \$74. See page 12 for details.

Quick Ship
24

3/4 x 48" models and Safety-Quik are available for **Quick Ship**. See page 28 for details.

Dormont®

Safety-Set™

Always on the mark™



Positioning System for Commercial Kitchen Equipment.

Safety-Set™ by Dormont is the newest advancement in placement systems delivering maximum functionality to ensure your equipment is **always on the mark!**™ Designed for use with commercial kitchen caster-mounted equipment, Safety-Set allows equipment to be consistently returned to its desired or design specified location after every cleaning or maintenance.

How important is safety?

Every commercial kitchen is designed to meet specific codes and standards to ensure the highest level of safety. One area of code that is receiving stricter enforcement by inspectors is cooking equipment placement in relation to the fire suppression and ventilation systems.

CODE ALERT

NFPA Codes 17A (5.6.4) and 96 (12.1.2.3) require that a means be present to ensure cooking equipment is always positioned in its design specified location in relation to the fire suppression and ventilation systems during cooking operations.

Safety-Set Equipment Placement System

Part #	Description	Price
PS	2 Safety-Set Units with Adhesive Foam Tape, Pre-applied 2 Isopropyl Alcohol Wipes 1 Thumb screw Hardware Pack Installation Instructions	\$77

Safety-Set may also be purchased with any BPQR or KIT Series Hose. To include Safety-Set, add PS to the end of the part number and add \$74 to the list price. (Example: 1675KIT48PS = List Price + \$74.00)

Benefits:


- Can be used with all caster-mounted equipment
- Open floor design allows all casters to rest level on the floor to ensure even cooking
- Satisfies NFPA codes 17A (5.6.4) and 96 (12.1.2.3)
- Fast, easy installation with choice of adhesive foam tape or thumb screw hardware pack (both included)

Features:

- Compatible with 4", 5" and 6" casters
- Ideal for new and existing applications
- Certified to NSF/ANSI Standard 169-Special Purpose Food Equipment & Devices
- Composed of a flame retardant PC/ABS injection molded blend
- Able to withstand 1,000 lbs. of crush force

Recommended Applications:

- Gas & Electric Cooking Equipment
- Holding & Warming Carts
- Food Transportation Carts
- Salad Bars
- Mobile Refrigerators & Freezers
- Banquet Carts



Quick Ship
24

Available for Quick Ship. See page 28 for details.

Dormont®

1-800-DORMONT • www.dormont.com

What is “Build Your Own” Safety System Gas Connection Assembly?

Dormont gives you the option to choose from all the standard components featured in our kits to design a custom connection assembly that fits your exact application.

Select:

1. The connector

- ___ Length
- ___ Diameter

2. The Connector End Fittings

3. The Connector accessories

4. The packaging

All Build Your Own products come packaged in polybags. Add “BX” to the end of the part # to receive 24", 36" or 48" gas connector in a display box. An Additional charge applies, contact Customer Service.

See page 8 for a full “Build Your Own” part # explanation.

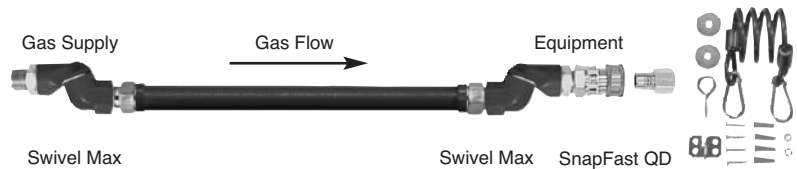
The shaded box areas indicate the most commonly purchased sizes.

Part Number Explanations

- B** = Braid
- P** = PVC Antimicrobial Coated
- Q** = Quick-Disconnect (SnapFast)
- CF** = Safety Quik Quick-Disconnect Valve
- S** = Swivel Max
- R** = Restraining Device & Hardware
- PS** = Placement system for equipment (Safety-Set)

Quick Ship
24


3/4 x 48" models are available for Quick Ship. See page 28 for details.



Safety System Gas Connectors with Double Swivel Max & Restraining Device

Part #	Inside Dia.	24"	36"	48"	60"	72"
1650BPQ2SR	1/2"	\$360	\$365	\$385	\$411	\$443
1675BPQ2SR	3/4"	423	443	476	503	525
16100BPQ2SR	1"	625	644	677	720	768
16125BPQ2SR	1-1/4"	973	1024	1079	1131	1245


"2S" Suffix denotes Safety System gas connector with the Swivel Max coupling for both the supply end and the equipment end. Add PS to the end of the part number to include Safety-Set™ (additional list of \$74).



Safety System Gas Connectors with Single Swivel Max & Restraining Device

Part #	Inside Dia.	24"	36"	48"	60"	72"
1650BPQSR	1/2"	\$280	\$279	\$302	\$325	\$363
1675BPQSR	3/4"	360	366	393	424	467
16100BPQSR	1"	480	490	523	567	613
16125BPQSR	1-1/4"	754	790	849	910	967

Ships with elbow. "S" Suffix denotes Safety System gas connector with the Swivel Max coupling for the supply end. Add PS to the end of the part number to include Safety-Set™ (additional list of \$74).

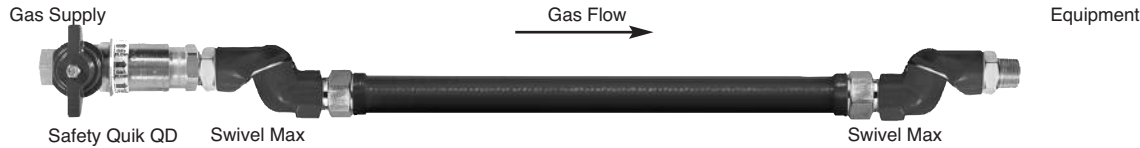


Safety System Gas Connectors with Restraining Device

Part #	Inside Dia.	24"	36"	48"	60"	72"
1650BPQR	1/2"	\$204	\$211	\$227	\$258	\$292
1675BPQR	3/4"	273	276	308	350	382
16100BPQR	1"	331	349	380	435	476
16125BPQR	1-1/4"	490	537	594	657	722

Ships with elbow. Add PS to the end of the part number to include Safety-Set™ (additional list of \$74).

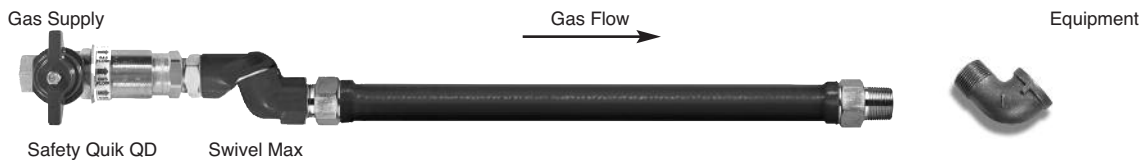
Build Your Own Safety System Gas Connection Assemblies



Safety System Gas Connector with Safety Quik and Double Swivel Max

Part #	Inside Dia.	24"	36"	48"	60"	72"
1650BPCF2S	1/2"	\$379	\$400	\$420	\$451	\$489
1675BPCF2S	3/4"	450	481	504	537	570
16100BPCF2S	1"	671	709	748	797	840

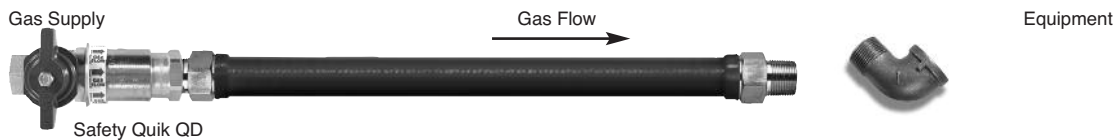
"2S" suffix denotes Safety System gas connector with the Swivel Max coupling for both the equipment and gas supply end.



Safety System Gas Connector with Safety Quik and Swivel Max

Part #	Inside Dia.	24"	36"	48"	60"	72"
1650BPCFS	1/2"	\$313	\$324	\$339	\$366	\$396
1675BPCFS	3/4"	371	401	431	459	486
16100BPCFS	1"	520	555	593	632	668

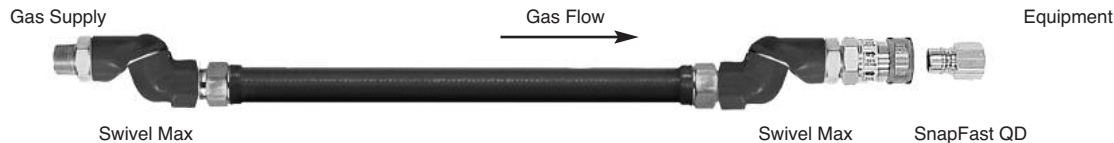
Ships with elbow. "S" suffix denotes Safety System gas connector with the Swivel Max coupling on gas supply end.



Safety System Gas Connector with Safety Quik

Part #	Inside Dia.	24"	36"	48"	60"	72"
1650BPCF	1/2"	\$235	\$248	\$255	\$283	\$312
1675BPCF	3/4"	304	325	356	386	416
16100BPCF	1"	379	403	440	478	515

Ships with elbow. "BPCF" Series – Safety System gas connector with the Safety Quik quick-disconnect coupling.



Safety System Connectors with Double Swivel Max and SnapFast

Part #	Inside Dia.	24"	36"	48"	60"	72"
1650BPQ2S	1/2"	\$333	\$345	\$363	\$391	\$423
1675BPQ2S	3/4"	402	416	448	481	508
16100BPQ2S	1"	593	618	644	696	741
16125BPQ2S	1-1/4"	967	998	1054	1105	1154

"2S" suffix denotes Safety System gas connector with the Swivel Max coupling for both the equipment side and the gas supply end.


Quick Ship
24

3/4 x 48" models are available for Quick Ship. See page 28 for details.

Dormont

1-800-DORMONT • www.dormont.com

Build Your Own Safety System Gas Connection Assemblies



Safety System Gas Connectors with Single Swivel Max and SnapFast

Part #	Inside Dia.	24"	36"	48"	60"	72"
1650BPQS	1/2"	\$251	\$265	\$281	\$325	\$354
1675BPQS	3/4"	336	342	376	404	439
16100BPQS	1"	467	478	498	561	603
16125BPQS	1-1/4"	714	768	826	914	954

"S" suffix denotes Safety System gas connector with the Swivel Max coupling on gas supply end.



Safety System Gas Connectors with SnapFast

Part #	Inside Dia.	24"	36"	48"	60"	72"
1650BPQ	1/2"	\$181	\$186	\$202	\$235	\$262
1675BPQ	3/4"	250	258	287	331	359
16100BPQ	1"	307	324	360	411	451
16125BPQ	1-1/4"	488	515	572	635	702

"BPQ" Series: Safety System gas connector with the SnapFast quick-disconnect coupling and elbow.



Safety System Gas Connectors with Restraining Device and Safety-Set

Part #	Inside Dia.	24"	36"	48"	60"	72"
1650BPQR_PS	1/2"	\$278	\$285	\$301	\$332	\$366
1675BPQR_PS	3/4"	347	350	382	424	456
16100BPQR_PS	1"	405	423	454	509	550
16125BPQR_PS	1-1/4"	564	611	668	731	796

"BP" Series: Safety System gas connector.



Safety System Gas Connectors with Single Swivel, Restraining Device and Safety-Set

Part #	Inside Dia.	24"	36"	48"	60"	72"
1650BQSR_PS	1/2"	\$354	\$360	\$376	\$399	\$437
1675BQSR_PS	3/4"	434	440	459	498	541
16100BQSR_PS	1"	554	564	597	641	687
16125BQSR_PS	1-1/4"	828	864	923	984	1041

"BQ" Series: Stainless steel corrugated hose, encased in stainless steel braid, and fitted with a SnapFast quick-disconnect coupling. Ships with elbow.



Safety System Gas Connectors with Double Swivel, Restraining Device and Safety-Set

Part #	Inside Dia.	24"	36"	48"	60"	72"
1650BPQ2SR_PS	1/2"	\$434	\$439	\$459	\$485	\$517
1675BPQ2SR_PS	3/4"	497	517	550	577	599
16100BPQ2SR_PS	1"	699	718	751	794	842
16125BPQ2SR_PS	1-1/4"	1047	1098	1153	1205	1319

"B" Series: Stainless steel corrugated hose, encased in stainless steel braid.

Stationary Connectors and Regulators

Stationary gas connectors are flexible stainless steel connectors with antimicrobial PVC coating designed to safely and cost-effectively install all types of stationary commercial gas cooking equipment. They are safer than brass connectors, which are susceptible to corrosion from chemicals in household and commercial cleaning products. Finally, they are designed to supply the adequate gas flow to cooking equipment, ensuring peak operating performance. With its high-quality construction and broad range of sizes, the stationary gas connector is the ideal connector for fixed-leg and curb-mount gas equipment installations. *Stationary connectors are not approved for use on moveable/caster-mounted equipment.*

Stationary Gas Connector Kits



Kit Contains:

- 1 - Stationary Connector
- 1 - Full Port Valve
- 2 - Elbows




Stationary Gas Connector Kit for the Canadian Marketplace

This kit meets the code for standard 5.21.4 for stationary equipment in Canada.



Kit Contains:

- 1 - Braided, PVC Coated Connector
- 1 - Full Port Valve
- 2 - Elbows
- 2 - Threaded couplers



Stationary Antimicrobial PVC Coated Gas Connector Installation Kits

Part #	Inside Dia.	24"	36"	48"	60"	72"
1650NPKIT	1/2"	\$ 73	\$ 75	\$ 83	\$93	\$ 99
1675NPKIT	3/4"	102	112	124	132	147
16100NPKIT	1"	145	159	168	194	205
16125NPKIT	1-1/4"	194	210	231	250	266

Stationary Antimicrobial PVC Coated Gas Connectors Only

Part #	Inside Dia.	24"	36"	48"	60"	72"
1650NPFS	1/2"	\$ 51	\$ 56	\$ 60	\$ 72	\$ 80
1675NPFS	3/4"	74	84	97	105	119
16100NPFS	1"	101	118	126	147	164
16125NPFS	1-1/4"	134	148	168	189	206

Stationary Kit for the Canadian Marketplace

Part #	Inside Dia.	24"	36"	48"	60"	72"
CAN1650BPEV	1/2"	\$132	\$140	\$156	\$202	\$209
CAN1675BPEV	3/4"	170	186	211	240	267
CAN16100BPEV	1"	209	220	252	292	331
CAN16125BPEV	1-1/4"	269	300	352	405	457



Regulators

Convertible Regulators - preset to deliver outlet pressures for both Natural or LP gases

Part #	Pipe Size	BTU Capacity	Inlet Pressure	Outlet Pressure	Price
RV47CL-33	3/8"	125,000/200,000	1/2 PSIG	4.0" - 10.0" wc	\$ 38.48
RV48CL-32	1/2"	230,000/368,000	1/2 PSIG	5.0" - 10.0" wc	41.60
RV48CL-42	3/4"	250,000/400,000	1/2 PSIG	5.0" - 10.0" wc	41.60

Regulators For Natural Gas

Part #	Pipe Size	BTU Capacity	Inlet Pressure	Outlet Pressure	Price
RV47LNG-22	3/8"	125,000	1/2 PSIG	3.0" - 6.0" wc	\$ 35.36
R48N32-0306-3.5	1/2"	230,000	1/2 PSIG	3.0" - 6.0" wc	37.44
R48N42-0306-3.5	3/4"	250,000	1/2 PSIG	3.0" - 6.0" wc	37.44
RV61LNG-52	1"	1,100,000	1 PSIG	4.0" - 8.0" wc	137.28
RV61LNG-62	1-1/4"	1,100,000	1 PSIG	4.0" - 8.0" wc	137.28
RV81LNG-72	1-1/2"	2,500,000	1 PSIG	3.0" - 8.0" wc	293.24

Regulators For LP Gas

Part #	Pipe Size	BTU Capacity	Inlet Pressure	Outlet Pressure	Price
RV47LLP-22	3/8"	200,000	1/2 PSIG	8.0" - 12.0" wc	\$ 35.36
R48P32-0512-10	1/2"	368,000	1/2 PSIG	5.0" - 12.0" wc	37.44
R48P42-0512-10	3/4"	400,000	1/2 PSIG	5.0" - 12.0" wc	37.44
RV61LLP-52	1"	1,760,000	1 PSIG	5.0" - 12.0" wc	137.28
RV61LLP-62	1-1/4"	1,760,000	1 PSIG	5.0" - 12.0" wc	137.28



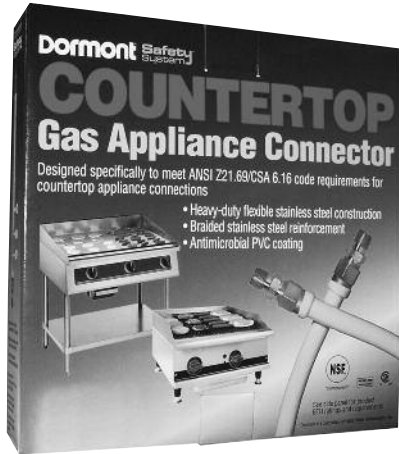
RV61LNG-52



Dormont Manufacturing offers gas appliance pressure regulators designed for main burner and pilot applications where precise control of gas flow is an essential operating requirement. Housings are high strength aluminum castings. All models have been tested for multi-positional mounting and may be installed in any plane or angle without restriction. They are available for natural, manufactured, mixed LP, or LP/gas-air mixture.



Countertop Gas Appliance Connector Kit



- Flexible corrugated stainless steel construction
- Smooth easy to clean antimicrobial PVC coating
- Tight weave stainless steel braid for reinforcement
- Available in 1/2" ID, 24" and 36" lengths.

Countertop Connectors and Kits

Part #	Description	I.D.	24"	36"
CT1650	Includes 1/2" F x F elbow and 1/2" F x 3/4" F reducing elbow	1/2"	\$65	\$75
CT1650KIT	Includes elbows and 1/2" full port ball valve	1/2"	\$ 72	\$81

Sold only in 6 packs.



Fittings, Valves, Restraining Cables and Accessories

Coiled Restraining Device



Part #	Description	Price
RDC24	For 12" and 24" Connectors	\$23
RDC36	For 36" Connectors	25
RDC48	For 48" Connectors	27
RDC60	For 60" & 72" Connectors	28

The ANSI Z21.69 Standard section 1.7.4 states: Connectors when used on caster-mounted equipment shall be installed with a restraining device, which prevents transmission of the strain to the connector.

**Quick Ship
24**

Restraining Devices are available for Quick Ship.

See page 28 for details.

Bushings

Part #	Description	Price
70-4132	3/4" M. NPT x 1/2" F. NPT	\$6.50
70-5142	1" M. NPT x 3/4" F. NPT	6.50
70-6142	1-1/4" M. NPT x 1" F. NPT	7.28

90° Street Elbow - Male x Female

Part #	Description	Price
050SE	1/2"	\$5.46
075SE	3/4"	5.46
100SE	1"	6.50
125SE	1-1/4"	8.84

90° Elbow - Female x Female

Part #	Description	Price
050E	1/2"	\$4.42
075E	3/4"	4.42
100E	1"	6.50
125E	1-1/4"	7.80

Threaded Coupler

Part #	Description	Price
050C	1/2" NPS	\$5.46
075C	3/4" NPS	6.50
100C	1" NPS	7.80

Threaded Nipple

Part #	Description	Price
050SN	1/2"	\$4.42
075SN	3/4"	4.42
100SN	1"	4.42
125SN	1-1/4"	4.42

Garden Hose Adapter

Part #	Description	Price
90-4142GH	3/4" Hose BIB	\$8.58

Straight Ball Valves-FIP x FIP (Full Port)

Part #	Description	Price
038FV	3/8" FIP x 3/8" FIP	\$17.68
050FV	1/2" FIP x 1/2" FIP	17.68
075FV	3/4" FIP x 3/4" FIP	21.84
100FV	1" FIP x 1" FIP	34.32
125FV	1-1/4" FIP x 1-1/4" FIP	50.96



Dormont offers a full line of certified brass gas ball valves designed for superior reliability. All valves supplied by Dormont are CSA Design-Certified.

Dormont Water Products



Dormont provides the highest quality products to the foodservice industry including the Dormont SWIRL Hose. This durable, retractable NSF-certified polyurethane hose connects water-fed appliances and liquid dispensing equipment to water supply lines. The unique design makes equipment installation quick and easy and provides many advantages over traditional coiled copper tubing water supply lines.

Maximum allowable temperature rating: 160°

Maximum allowable operating pressure: 100 PSIG

Standard fitting combination:

Fixed Male x Female with rotational end fittings.

All hose assemblies include a brass elbow fitting.



Swirl Installation – Ice Machine



Swirl Installation – Coffee Machine

1. 71 & 72 Series come with a Male Adapter x Female Elbow
2. 73 Series comes with a Male Adapter x Male Elbow
3. Coffee Machine Kits include Male NPT Adapter x Female Flare Fitting

1



2



3



Swirl Hose Assemblies - Male x Female

Part #	ID	Length (When ordering, add length after part number)			
		48"	72"	96"	144"
71-1114	1/4"	\$52	\$57	\$61	\$71
72-2124	3/8"	71	80	86	106
73-3134	1/2"	115	133	142	170

Swirl Hose Assemblies - Male x Quick Disconnect

71-1115	1/4"	\$116	\$120	\$125	\$137
72-2125	3/8"	150	159	168	188
73-3135	1/2"	215	229	243	270

Coffee Machine Kit - Male x Female (1/4" ID)

71-1118	1/4" M. NPT x 1/4" F. Flare	\$57	\$61	\$67	\$75
71-1128	1/4" M. NPT x 3/8" F. Flare	57	61	67	75

Brass Quick-Disconnect 2-Way



Dormont 2-Way Brass Quick-Disconnect prevents backflow from the equipment.

9850-1212	1/4"	\$64
9850-2222	3/8"	79
9850-3232	1/2"	97

Brass Fittings

	Part #	Size	Price
	90-1112	1/4" M. NPT x 1/4" F. Flare	\$7.54
	90-1122	1/4" M. NPT x 3/8" F. Flare	7.54
	90-4142GH	3/4" Garden Hose BIB	8.58

Elbows

	Part #	Size	Price
	95-1112	1/4" M. NPT x 1/4" F. NPT	\$6.50
	95-2122	3/8" M. NPT x 3/8" F. NPT	7.54
	95-3131	1/2" M. NPT x 1/2" M. NPT	15.08


Hi-PSI® Stainless Steel Hoses for Water

Flexible Stainless Steel Connectors for Water and Steam Service


Dormont Hi-PSI® Flex connectors provide long, trouble-free service life and permit quick, safe connection of hot and cold water service lines and steam lines to all types of moveable/castered and stationary foodservice equipment.

Applications include utility distribution systems, steam kettles, steam tables, combi-ovens and other foodservice equipment. Antimicrobial PVC coated Hi-PSI Flex water lines are gray and include both a blue (cold) and red (hot) label.


Coated Water Connectors with 2-Way Quick-Disconnect

Part #	Inside Dia.	24"	36"	48"	60"	72"	
W25BP2Q	1/4"	\$160	\$179	\$199	\$221	\$244	 <p>"BP2Q": Stainless steel corrugated hose with braid and a permanent antimicrobial PVC coating, fitted with a solid brass, two-way quick-disconnect coupling.</p>
W37BP2Q	3/8"	188	200	225	250	278	
W50BP2Q	1/2"	206	224	248	275	305	
W75BP2Q	3/4"	293	307	341	376	413	
W100BP2Q	1"	390	413	453	495	537	


Coated Water Connectors

Part #	Inside Dia.	24"	36"	48"	60"	72"	
W25BP	1/4"	\$106	\$123	\$147	\$166	\$190	 <p>"BP" Series: Stainless steel corrugated hose with braid and a smooth permanent antimicrobial PVC coating.</p>
W37BP	3/8"	117	132	156	184	209	
W50BP	1/2"	129	143	169	197	226	
W75BP	3/4"	164	189	220	257	294	
W100BP	1"	221	253	294	335	376	

Uncoated Water Connectors with Quick-Disconnect

Part #	Inside Dia.	24"	36"	48"	60"	72"	
W25B2Q	1/4"	\$138	\$147	\$158	\$168	\$183	 <p>"B2Q" Series: Stainless steel corrugated hose with braid, fitted with a solid brass, two-way quick-disconnect coupling.</p>
W37B2Q	3/8"	160	169	186	199	214	
W50B2Q	1/2"	184	195	212	231	246	
W75B2Q	3/4"	263	273	297	319	343	
W100B2Q	1"	354	369	402	435	466	

Uncoated Water Connectors



	Part #	Inside Dia.	24"	36"	48"	60"	72"
 <p>"B" Series: stainless steel corrugated hose with braid, and brass fittings on both ends.</p>	W25B	1/4"	\$83	\$92	\$101	\$115	\$127
	W37B	3/8"	92	100	116	131	147
	W50B	1/2"	101	115	132	151	166
	W75B	3/4"	137	154	176	199	224
	W100B	1"	186	209	240	273	305

• 150 PSI max.


• Hot water temperatures up to 225°.

Water and Steam Connectors and Ice Maker Installation Kit

Combi-Oven Connectors


	Part #	ID	Description	48"	60"
	CMB37BP	3/8"	3/4" Hose BIB x 3/8" MIP	\$267	\$285
	CMB37BP2Q	3/8"	3/4" Hose BIB x 3/8" QD	366	386
Garden Hose Adapter 	90-4142GH	3/4"	3/4" Hose BIB	8.25	

Steam Connectors with Quick-Disconnect

 "BIP2Q" Series: Stainless steel corrugated hose with braid, covered with orange insulating sleeve/heat shield and fitted with a solid brass two-way quick disconnect coupling.	Part #	ID	24"	36"	48"	60"	72"
	H50BIP2Q	1/2"	\$226	\$246	\$274	\$302	\$331
	H75BIP2Q	3/4"	330	357	400	443	485
	H100BIP2Q	1"	431	473	533	593	638


Steam connectors: 125 PSI max. 500° max temperature

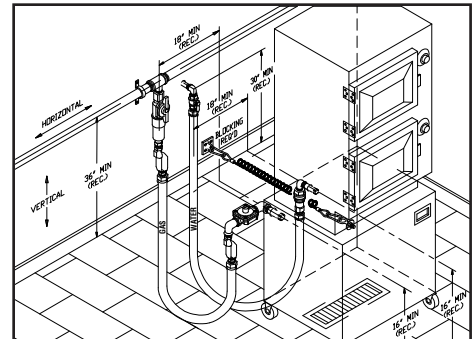
Steam Connectors

 "BIP" Series: Stainless steel corrugated hose with braid, and brass fittings on both ends, covered with orange insulating sleeve/heat shield.	Part #	ID	24"	36"	48"	60"	72"
	H50BIP	1/2"	\$138	\$166	\$196	\$224	\$250
	H75BIP	3/4"	209	237	280	324	364
	H100BIP	1"	268	309	371	432	476

Steam connectors: 125 PSI max. 500° max temperature. If you have a requirement that is not listed, please request a quote at 1-800-DORMONT.

Water Quick-Disconnect 2-Way Coupling - Solid Brass


Part #	Size	Price	 Coupling Nipple 2-way coupling shuts off water at equipment and supply. Includes coupling and nipple
W25QD	1/4"	\$ 61	
W37QD	3/8"	79	
W50QD	1/2"	96	
W75QD	3/4"	147	
W100QD	1"	193	



Water connector and gas connector applications

Ice Maker Installation Kit

- Fast, easy installation for professional or do-it-yourself installers
- For all major commercial ice makers
- Rated at 4.3 ga/min at 50 psi



Part #	Description	Price
IMIKFS-01D	3/8" x 60" braided water connector 3/4" PVC adapters, elbows and Ts 1/2" brass check valve	\$87

Sold Only in 6 packs

PowerForce Commercial Pre-Rinses and Accessories



Dormont's PowerForce Commercial Faucet line is specifically designed to satisfy the demanding needs of the foodservice industry. For a complete listing of PowerForce products, visit www.dormont.com

Benefits:

- Interchangeable with products from T & S, Krowne, BK Industries, Royal, CHG "Encore", Fisher – *pre-rinse hoses only*.
- Industry Best 2 year warranty
- Attractive retail packaging



Pre-Rinse Spray Head

PART #	DESCRIPTION	PRICE
PRSH-S	Pre-rinse spray head assembly	\$84

Features:

- Certified to NSF/ANSI 61, Section 9 and ASME A112.18.1 by WQA (some components excluded)
- Hot and cold valve cartridges are designed with a built-in backflow preventer
- 1/4 turn, full-on valves
- Solid brass construction
- Chrome plated finish
- 1/2" NPT
- 100% factory tested



These faucet components are tested and certified by WQA against NSF/ANSI 61, Section 9 and ASME A112.18.1

Pre-Rinse Replacement Hoses

PART #	LENGTH	PRICE
PRH-G44	44"	\$82
PRH-G60	60"	110
PRH-G72	72"	121
PRH-G96	96"	139



Coiled tension spring near the riser pipe connection reduces stress on the hose during normal operation.

Wall Mount Pre-Rinse

PART #	DESCRIPTION	PRICE
P-WS8B	8" Base	\$416
P-WS8B-AF12	8" Base with 12" add-on faucet	519



Pre-Rinse Add-On Faucets

PART #	SPOUT LENGTH	PRICE
AF-10	10"	\$118
AF-12	12"	124
AF-14	14"	132



Mounting Kits

PART #	DESCRIPTION	PRICE
FRMK-W	Wall mount kit	\$36
FRMK-D	Deck mount kit	36



NOTE: Mounting kits are not WQA listed

Deck Mount Pre-Rinse

PART #	DESCRIPTION	PRICE
P-DS4B	4" Base	\$416
P-DS4B-AF12	4" Base with 12" add-on faucet	519



Pre-Rinse Replacement Parts

PART #	DESCRIPTION	PRICE
PRA-S	Spring	\$53
PRSH-FP	Face plate (1.6 GPM)	12
PRA-SPR	Spring retainer	51
PRSH-BR	Bumper ring	10
PRSH-RK	Spray head repair kit	41
PRH-G	Hose grip	29



1-800-DORMONT • www.dormont.com

PowerForce Commercial Faucets and Drains



Wall Mount Faucets

PART #	DESCRIPTION	PRICE
F-WST8-S08S	8" Adjustable center with 8" swivel spout	\$190
F-WST8-S10S	8" Adjustable center with 10" swivel spout	193
FWST8-S12S	8" Adjustable center with 12" swivel spout	195
F-WST8-S14S	8" Adjustable center with 14" swivel spout	198

Deck Mount Faucets

PART #	DESCRIPTION	PRICE
F-DST4-S10S	4" Adjustable center with 10" swivel spout	\$210
F-DST4-S12S	4" Adjustable center with 12" swivel spout	211
F-DST4-G06S	4" Adjustable center with 6" swivel gooseneck spout	223
F-DST8-G09S	8" Adjustable center with 9-1/2" swivel gooseneck spout	229

Spouts

PART #	DESCRIPTION	PRICE
FRS-08SS	8" swivel spout	\$39
FRS-10SS	10" swivel spout	42
FRS-12SS	12" swivel spout	44
FRS-14SS	14" swivel spout	48
FRS-03SG	3-1/2" swivel gooseneck spout	48
FRS-06SG	6" swivel gooseneck spout	53
FRS-09SG	9-1/2" swivel gooseneck spout	59

Lever Handle Drains

PART #	DESCRIPTION	PRICE
W-LB-B	3-1/2" opening and 2" drain outlet	\$113
W-LA-CF	3" opening and 2" drain outlet and 1-1/4" overflow	130

Lever Handle Drains are not WQA Listed

Twist Handle Drains

PART #	DESCRIPTION	PRICE
W-TB-A	3-1/2" opening and 1-1/2" drain outlet	\$113
W-TB-B	3-1/2" opening and 2" drain outlet	130

Twist Handle Drains are not WQA Listed

Drain Replacement Parts

PART #	DESCRIPTION	PRICE
WRB-HG	Head gasket for 3-1/2" sink opening	\$7
WRB-FS	Flat strainer for 3-1/2" sink opening	14
WRC-SR	Stopper o-ring neoprene	7

Drain Replacement Parts are not WQA Listed



These faucet components are tested and certified by WQA against NSF/ANSI 61, Section 9 and ASME A112.18.1

Grease Interceptors

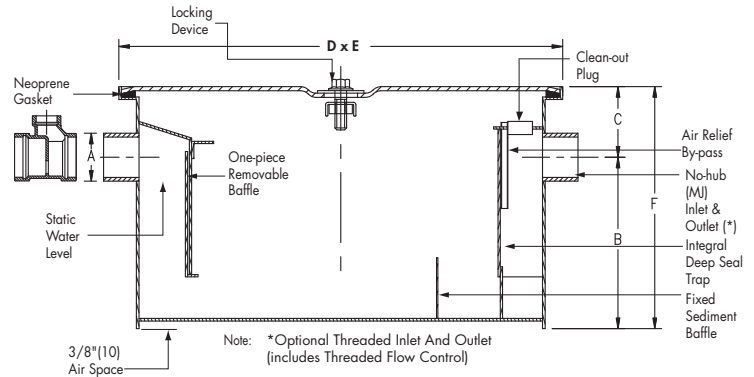
Dormont offers a complete line of grease interceptors designed to prevent greasy substances from entering plumbing systems, septic fields and waste water treatment facilities. Standard, high-capacity, semi-automatic and low-profile models are available in multiple configurations to meet your installation needs. For a full listing of Grease Interceptor Systems and accessory options, please visit: www.dormont.com.

Construction:

All Grease Interceptors are composed of 11 gage, corrosion resistant steel with oven cured, acid resistant, baked epoxy coating, inside and out.

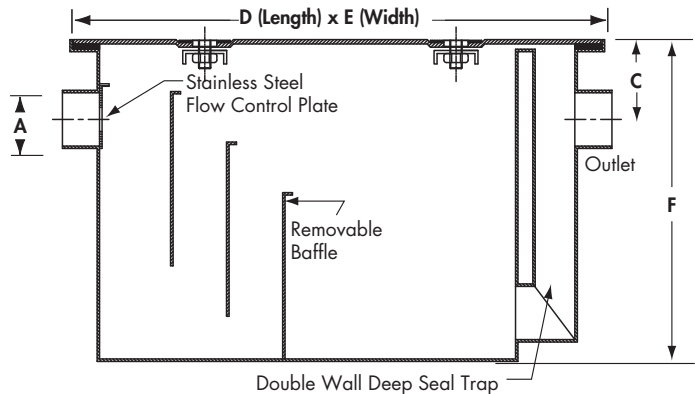

CODE ALERT

Codes and standards for Grease Interceptor sizing and installation can vary by geographical location. Dormont recommends contacting your local municipality prior to purchasing a Grease Interceptor to ensure you select a model in compliance with local codes.



WD Series

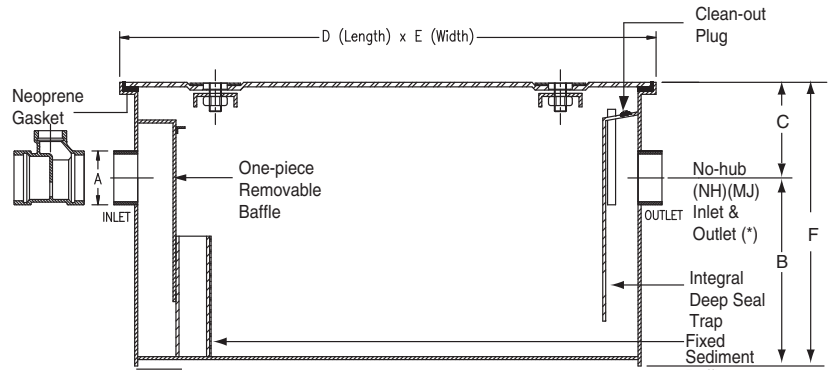
Interceptor Catalog Number	Flow Rate GPM	Grease Capacity Lbs	A Inlet & Outlet	B Base to Center	C Top to Center	D Length	E Width	F Height	Price
WD-4	4	8	2"(51)	7-3/4"(197)	3-1/4"(83)	16"(406)	10"(254)	11"(279)	\$353
WD-7	7	14	2"(51)	8-1/2"(216)	3-1/2"(89)	18"(457)	13"(330)	12"(305)	401
WD-10	10	20	2"(51)	8-1/2"(216)	3-1/2"(89)	21-3/4"(552)	14"(356)	12"(305)	495
WD-15	15	30	2"(51)	10-1/2"(267)	3-1/2"(89)	22"(559)	15"(381)	14"(356)	574
WD-20	20	40	3"(76)	11-1/2"(292)	3-1/2"(89)	24"(610)	15-3/4"(400)	15"(381)	699
WD-25	25	50	3"(76)	12"(305)	4-1/2"(114)	26"(660)	16-1/2"(419)	16-1/2"(419)	921
WD-35	35	70	3"(76)	14"(356)	5"(127)	30"(762)	18"(457)	19"(483)	1,199
WD-50	50	100	4"(102)	16"(406)	5-1/2"(140)	32"(813)	22"(559)	21-1/2"(546)	1,465



GI-K Series - High Capacity

Interceptor Catalog Number	Flow Rate GPM	Grease Capacity Lbs	A Inlet & Outlet	B Base to Center	C Top to Center	D Length	E Width	F Height	Price
GI-75-K	75	150	4"(102)	18-1/2"(470)	4-1/2"(114)	39-3/4"(1010)	30-3/4"(781)	23"(584)	\$2,663
GI-100-K	100	200	4"(102)	28-1/2"(724)	4-1/2"(114)	39-3/4"(1010)	30-3/4"(781)	33"(838)	4,234
GI-150-K	150	300	4"(102)	38-1/2"(978)	4-1/2"(114)	39-3/4"(1010)	30-3/4"(781)	43"(1092)	6,388
GI-200-K	200	400	4"(102)	36-1/2"(927)	6-1/2"(165)	52"(1321)	34"(864)	43"(1092)	8,440
GI-250-K	250	500	4"(102)	39-1/2"(1003)	6-1/2"(165)	52"(1321)	34"(864)	46"(1168)	10,500
GI-300-K	300	600	6"(152)	38"(965)	10"(254)	76"(1930)	48"(1219)	48"(1219)	11,526
GI-400-K	400	800	6"(152)	42"(1067)	10"(254)	83"(2108)	55"(1397)	52"(1321)	13,963
GI-500-K	500	1000	6"(152)	53"(1346)	10"(254)	91"(2311)	60"(1524)	63"(1600)	15,602

**ALL
SPECIAL
ORDER**



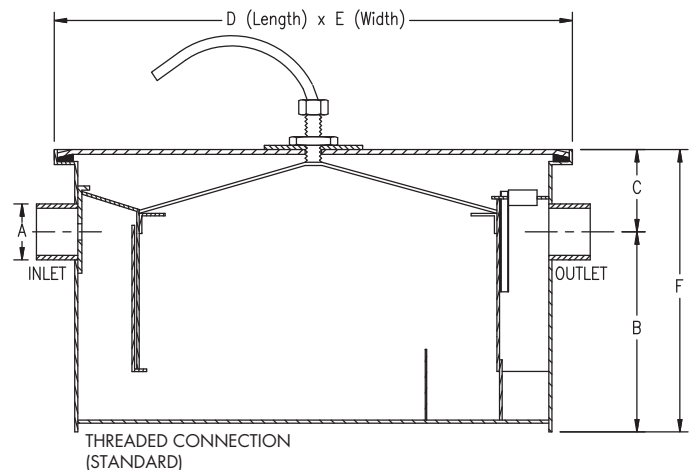
Note: *Optional Threaded Inlet And Outlet (includes Threaded Flow Control)



WD-L Series - Low Profile

Interceptor Catalog Number	Flow Rate GPM	Grease Capacity Lbs	A Inlet & Outlet	B Base to Center	C Top to Center	D Length	E Width	F Height	Price
WD-20-L	20	40	3"(76)	7-1/2"(191)	4-1/4"(108)	34-7/8"(886)	22-7/8"(581)	11-3/4"(305)	\$1,143
WD-35-L	35	70	4"(102)	7"(178)	4-1/2"(114)	40-7/8"(1038)	32-7/8"(835)	11-7/8"(302)	1,881
*WD-50-L	50	100	4"(102)	8-1/2"(216)	5-1/2"(140)	55"(1397)	33"(838)	14"(356)	*2,052

* NOTE: NOT PDI CERTIFIED



WD-A Series - Semi-Automatic

Interceptor Catalog Number	Flow Rate GPM	Grease Capacity Lbs	A Inlet & Outlet	B Base to Center	C Top to Center	D Length	E Width	F Height	Price
WD-10-A	10	20	2"(51)	8-1/2"(216)	3-1/2"(89)	21-3/4"(552)	14"(356)	12"(305)	\$1,782
WD-15-A	15	30	2"(51)	10-1/2"(267)	3-1/2"(89)	22"(559)	15"(381)	14"(356)	1,730
WD-20-A	20	40	3"(76)	11-1/2"(192)	3-1/2"(89)	24"(610)	15-3/4"(400)	15"(381)	3,590
WD-25-A	25	50	3"(76)	12"(305)	4-1/2"(114)	26"(660)	16-1/2"(419)	16-1/2"(419)	3,946
WD-35-A	35	70	3"(76)	14"(356)	5"(127)	30"(762)	18"(457)	19"(483)	4,550
WD-50-A	50	100	4"(102)	16"(406)	5-1/2"(140)	32"(813)	22"(559)	21-1/2"(546)	5,766
WD-75-A	75	150	4"(102)	18-1/2"(470)	5-1/2"(140)	36"(914)	24"(610)	24"(610)	6,883

Internal stainless steel flow control valve included

Not sure what size you need? A sizing calculation chart is available at www.dormont.com

OneFlow®

Dormont's OneFlow Scale Control Systems are specifically designed to eliminate scale build-up in commercial kitchen equipment and their supporting utility systems. To control scale, OneFlow uses a revolutionary process that neutralizes the elements in the water that cause scale (calcium and magnesium) so they flow through the water system without attaching to equipment components or water lines.

OneFlow's scale-fighting media consists of long lasting, specially coated resin beads rather than phosphate chemicals or salt found in traditional systems. This unique composition allows the media to last far longer than traditional scale control systems.

Benefits:

- Environmentally friendly – requires no electricity, chemicals, water-wasting regeneration, backwashing or salt
- Scale media is not a consumable so replacement is recommended once a year for cold water systems and every three years for hot systems
- Extends equipment life
- Virtually maintenance free
- Reduces labor costs and down time

Hot Water System

Applications:

- Dishwashing Machines*
- Warewashing Machines*
- * Install OneFlow before the booster heater

Specifications:

- For temperatures between 100°F and 150°F
- Scale Media replacement recommended every 3 years



DOR-OF817-8H-B

Cold Water Systems

Applications:

- Steamers
- Combi Ovens
- Ice Machines
- Coffee Machines

Specifications:

- Maximum temperature 100°F
- Media replacement recommended once per year
- Carbon filter replacement recommended every 6 months or at gallon interval, whichever comes first



DOR-OF240-4



DOR-OF220-2



DOR-OF210-1



DOR-OF140-4



DOR-OF120-2



DOR-OF110-1

1 Gallon Cold Water Units

Part	Water Type	Rated Flow (gpm)	Max Flow (gpm)	Inlet Size (FNPT)	Carbon Cartridge	Carbon Filter Life (gal)*	Dimensions W x D x H (in)	Price
DOR-OF110-1	Cold	1	1.5	1/2"	No	N/A	6.625 x 5.125 x 14.5	\$471
DOR-OF210-1	Cold	1	1.5	1/2"	Yes	15,000	11.25 x 5.125 x 14.5	887
DOR-OF110RM	Scale Replacement Cartridge							204
DOR-OF110RC	Carbon Replacement Cartridge							64

2 Gallon Cold Water Units

Part	Water Type	Rated Flow (gpm)	Max Flow (gpm)	Inlet Size (FNPT)	Carbon Cartridge	Carbon Filter Life (gal)*	Dimensions W x D x H (in)	Price
DOR-OF120-2	Cold	2	3	1/2"	No	N/A	6.625 x 5.125 x 24.5	\$756
DOR-OF220-2	Cold	2	3	1/2"	Yes	30,000	11.25 x 5.125 x 24.5	1289
DOR-OF120RM	Scale Replacement Cartridge							333
DOR-OF120RC	Carbon Replacement Cartridge							123

4 Gallon Cold Water Units

Part	Water Type	Rated Flow (gpm)	Max Flow (gpm)	Inlet Size (FNPT)	Carbon Cartridge	Carbon Filter Life (gal)*	Dimensions W x D x H (in)	Price
DOR-OF140-4	Cold	4	4	3/4"	No	N/A	9.83 x 8.625 x 26	\$1286
DOR-OF240-4	Cold	4	4	3/4"	Yes	60,000	17.32 x 8.625 x 26	2504
DOR-OF140RM	Scale Replacement Cartridge							612
DOR-OF140RC	Carbon Replacement Cartridge							284

8 Gallon Hot Water Unit

Part	Water Type	Rated Flow (gpm)	Max Flow (gpm)	Inlet Size (FNPT)	Carbon Cartridge	Carbon Filter Life (gal)*	Dimensions W x D x H (in)	Price
DOR-OF817-8H-B	Hot	8	8	1"	No	N/A	8.25 x 10 x 20	\$2193
DOR-OF817-8HRM	Replacement Media Hot							553

Carbon Filter replacement recommended at specified gallon interval or every 6 months, whichever comes first

Terms and Conditions

TERMS:

Net 30 Days. Minimum order \$75 net. Orders below minimum and broken cartons are subject to a \$25.00 handling fee.

1. ACCEPTANCE. If this writing differs in any way from the terms and conditions of Immediate Buyer's ("Buyer") order or if this writing is construed as an acceptance or as a confirmation acting as an acceptance, then Dormont's ("Seller") acceptance is EXPRESSLY MADE CONDITIONAL ON BUYER'S ASSENT TO ANY TERMS AND CONDITIONS CONTAINED HEREIN THAT ARE DIFFERENT FROM OR ADDITIONAL TO THOSE CONTAINED IN BUYER'S WRITING. Further, this writing shall be deemed notice of objection to such terms and conditions of Buyer. If this writing is construed as the offer, acceptance hereof is EXPRESSLY LIMITED TO THE TERMS AND CONDITIONS CONTAINED HEREIN. In any event, Buyer's acceptance of the goods shall manifest Buyer's assent to Seller's terms and conditions. No addition to or modification of these items will be effective unless set forth in writing and agreed to by Seller.

2. WARRANTIES AND REMEDIES.

a. Warranty.

Seller warrants to Buyer that it holds and will pass marketable title to the goods sold hereunder. If buyer is not the end user of the goods sold hereunder, Buyer agrees to provide to any immediate buyer ("Remote Purchaser") the Limited Warranty and Disclaimer to End-Use (Remote) Purchasers issued by Seller. This warranty excludes coverage for any product that is moved to a new location. Seller's products should never be reused.

b. Exclusions and Conditions.

Seller's obligations with respect to the express warranties and remedies contained herein are conditioned on the following: (i) Buyer's return of the nonconforming goods, if authorized by Seller; and (ii) be installed by individuals trained and certified as a professional with respect to such installations, and be installed, used, repaired and maintained by Buyer and Remote Purchaser in accordance with National, regional and local codes or regulations (i.e. National Fuel Code (ANSI Z 223.1/NFPA 54); International Fuel Gas Code; Uniform Plumbing Code), standards set by American National Standard Institute, Inc. (ANSI) and/or Canadian Standards Association (CSA) Standards.

3. DISCLAIMER OF IMPLIED WARRANTIES. SELLER GIVES NO WARRANTIES TO BUYER EXCEPT THOSE EXPRESSLY CONTAINED HEREIN. SELLER DISCLAIMS ALL OTHER WARRANTIES IMPLIED BY LAW, USAGE OF THE TRADE, COURSE OF DEALING OR COURSE OF PERFORMANCE INCLUDING, BUT NOT LIMITED TO, THE IMPLIED WARRANTIES OF MERCHANTABILITY AND FITNESS FOR A PARTICULAR PURPOSE.

4. LIMITATIONS OF LIABILITY.

The following limitations of Seller's liability are acknowledged by the parties to be fair and reasonable and shall apply to any act or omission hereunder, and to any breach of this contract of which these terms and conditions form a part:

a. Disclaimer of Damages.

IN NO EVENT SHALL SELLER BE LIABLE FOR SPECIAL, INDIRECT, CONSEQUENTIAL OR INCIDENTAL DAMAGES WHETHER ARISING UNDER CONTRACT, WARRANTY,

TORT, NEGLIGENCE, STRICT LIABILITY OR ANY OTHER THEORY OF LIABILITY. Such damages include but are not limited to loss of profits, loss of use of the goods, damage to property, and claims of third parties.

b. Replacement of Fittings.

Buyer acknowledges that if Buyer replaces the adapter fittings supplied by Seller with fittings produced by another manufacturer, then all of Seller's warranties to Buyer and to Remote Purchaser will be voided and Buyer will assume all liability for any damage, injury or loss suffered by Remote Purchaser arising out of this unauthorized modification.

c. Notice and Time of Claims.

(i) Buyer agrees to inspect all products against shipping papers and for damage or shortage upon receipt of goods at destination; (ii) Every claim for loss, damage in transit, or other cause visible upon inspection shall be made with carrier. Claims for shortage must be made within five (5) days of receipt.

5. TERMS. Net 30 Days – minimum order of \$75. Interest on accounts overdue more than thirty (30) days will be charged at 2% per month or the highest rate permitted by law, whichever is lower. Orders below minimum and broken cartons are subject to a \$25.00 handling fee. Prices subject to change. Buyer shall be liable for any collection costs or attorneys' fees incurred as a result of Buyer's failure to pay its account on time.

6. SHIPPING TERMS. Prepaid and allowed on \$1250 net and over. Under \$1250 net, shipments shall be F.O.B. Factory. Buyer is responsible for all freight charges. The above shall apply only to shipments within the continental United States of America unless otherwise indicated by Seller. The method of shipment and carrier shall be selected by Seller.

7. RETURNS. No returns are to be made to Seller without first obtaining a return authorization number. Absolutely no returns will be accepted or credited without this prior approval. Returns are subject to 25% restocking charge plus any transportation charges incurred by Seller.

8. TAXES. The Buyer will pay, or reimburse Seller if it pays, any and all taxes or tariffs or any other similar charges imposed upon this contract, the goods covered hereby or the delivery or use or resale thereof.

9. APPLICABLE LAW.

All questions arising hereunder shall be interpreted and resolved in accordance with the Commercial Code of the Commonwealth of Pennsylvania without regard to its conflict of law provisions and excluding the United Nations Convention on the International Sale of Goods.

10. INDEMNIFICATION

Buyer agrees to indemnify, hold harmless, and defend Seller from and against all claims and lawsuits, including attorney's fees, to the extent that Buyer's negligent acts or omissions to act cause injury, damage or loss to customers of Seller's products.

Warranty can be viewed at www.Dormont.com

Safety System Global Design Certifications

In many international markets, design certification to the ANSI Standard is accepted for gas connector installations. However, in some markets, other national requirements exist. In these areas, Dormont works to earn the required certifications. Dormont has worked with international standards boards to help author gas connector standards. We assist government agencies and utilities to understand the properties of natural and LP gas and requirements of gas appliances.



CR-92-009

Swivel Connectors for use with Connectors for Moveable Gas Appliances.

ANSI Z21.15/CGA 9.1

Manually Operated Gas Valve for Appliances, Appliance Connector Valves and Hose End Valves.

ANSI Z21.69/CSA 6.16

Metal Connectors for Moveable Gas Appliances.

ANSI Z21.41/CSA 6.9

Quick Disconnect devices for use with gas fuel.



Design certified to ANSI/U.L. 567, Pipe Connectors for Flammable and Combustible Liquids and LP-Gas. For use with natural gas and propane.



NSF/ANSI 169 Special Purpose Food Equipment and Devices. (On PVC coated models only.)

Approved by the Commonwealth of Massachusetts Board of State Examiners of Plumbers & Gas Fitters.

Commonwealth of Massachusetts code requirements

- Connector length may not exceed 36"
- Lever handle valves (ref. page 11) are not permitted; please call 1-800-DORMONT for alternate valve selection
- The products depicted in this catalog are "moveable gas appliance connectors" that are design certified to ANSI Z21.69. They are not gas hoses.

ANSI Z223.1/NFPA 54 National Fuel Gas Code.

Commercial cooking appliances that are moved for cleaning and sanitation purposes shall be connected in accordance with the connector manufacturer's installation instructions using a listed appliance connector complying with ANSI Z21.69, Connectors for Moveable Gas Appliances.

CAN/CSA B149.1

Natural Gas and Propane Installation Code.

City of New York MEA #274-02-E

ALL INSTALLATIONS MUST COMPLETELY COMPLY WITH ALL DORMONT MANUFACTURING COMPANY WARNINGS AND INSTRUCTIONS, NATIONAL, STATE AND LOCAL CODES AND ALL APPLICABLE ANSI STANDARDS.

Quick Ship24™

Dormont's Quick Ship 24 program allows you to get what you need, when you need it. We will ship your order for popular Dormont products to any single designated location in the continental United States, within 24 hours.

The following conditions apply:

- Orders for Quick Ship products* will ship within 24 hours of receipt of a purchase order, or the next business day
- Orders must ship to a single location in the Continental United States
- Dormont reserves the right to limit quantities
- All current shipping policies and minimums apply
- Next day air delivery is available for an additional fee
- "Quick Ship" must be clearly marked on the order
- Available to Dormont customers in good credit standing

* Qualifying Quick Ship Products

- 3/4 x 48" moveable kits and assemblies (page 7, 9-11, 13-15)
- A50, A75, A100, A125 (page 9)
- SM50, SM75, SM100, SM125 (page 10)
- CF-50, CF-75, CF-100 (page 11)
- Restraining devices (page 17)
- Safety-Set™ (page 12)





Dormont Gas Connectors are Proudly Made in the USA

- **EVERY** connector is backed by our safe installation of more than 100 million gas connectors over 50 years.
- **EVERY** connector is 100% leak tested.
- Our products are *specified and preferred* by gas utilities, housing authorities, professional installers, service technicians, architects, FCSI designers, appliance manufacturers and restaurant chains nationwide.
- Dormont makes each gas connector as if it were going to be installed in our own home or business.

ISO 9001-2008
CERTIFIED

Industry Affiliations

Dormont plays an active role in the growth and development of the foodservice industry, working closely with companies in all sectors to promote the safe, efficient use of gas cooking equipment.



Dormont products are featured online at:

AUTOQUOTES



Kochman Consultants Ltd.
Developers & Distributors of The KCL CADalog

Don't forget the gas connector!

Get the gas connectors out of the stockroom and onto the showroom floor.

Our attractive point-of-purchase displays will make both the sales staff and the customer aware of the necessity of including a gas connector with every new gas equipment purchase.

Your customers will thank you for providing them with the right connector every time to ensure their new equipment operates to the manufacturer's specifications!

Call Dormont at 1-800-DORMONT or your sales professional for more information.

- The D-25A display rack holds 24 Safety System Connection Kits.
- The D-39 countertop display rack holds 6 Countertop Connector boxes.



D-39 Display Rack

D-25A Display Rack



A Watts Water Technologies Company

C-D-Foodservice 1215

USA: 6015 Enterprise Drive, Export, PA 15632 • Tel: 1-800-DORMONT • FAX: 724-733-4808 • www.dormont.com
CAN: 5435 North Service Road, Burlington, ON, L7L 5H7 • Tel: (905) 332-4090 • FAX: (905) 332-7068 • www.dormont.ca

©Dormont 2012

